



PHENOM[®] 100E
BY EMBRAER



◀ INNOVATION

The Phenom 100E is an entry-level jet with next generation technology. Its class-leading Prodigy® Flight Deck 100 ensures that this is a jet that outperforms and outclasses its rivals and delivers the ultimate definition of freedom.

◀ COMFORT

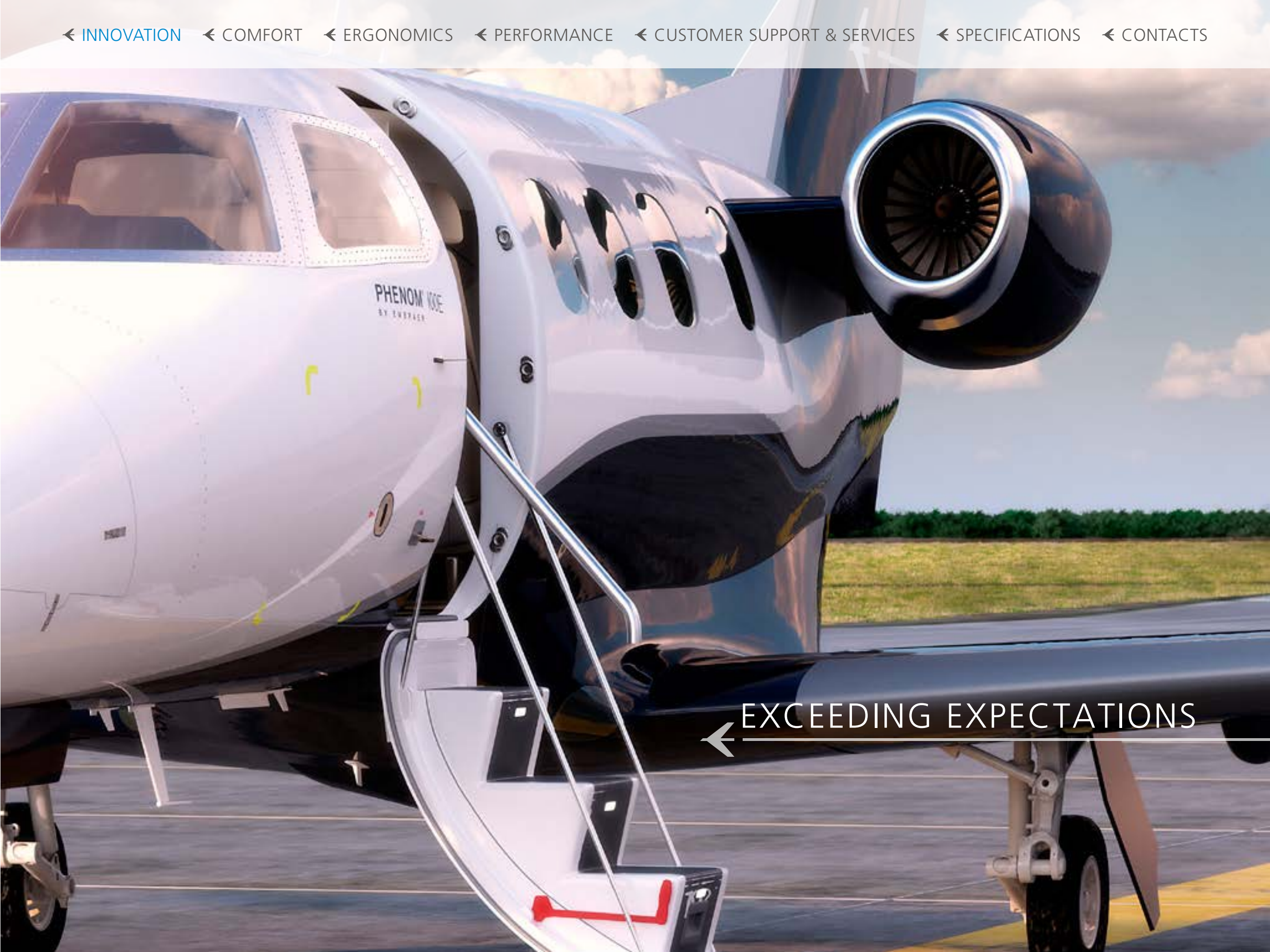
With a larger, more comfortable cabin and the largest baggage compartment in its class, you and your belongings will be able to get to wherever you need to in the world in unsurpassed comfort and style.

◀ ERGONOMICS

Our engineers have carefully planned and placed every detail of the Phenom 100E's interior to deliver an effortless symmetry. Its clean, simple lines create a feeling of lightness, serenity and space.

◀ PERFORMANCE

The Phenom 100E leads the way for performance. It flies just under 1,200 nm and takes off from runways as short as 3,125 ft (953 m). It is also one of the fastest jets in its category, yet still has similar operating costs to a Turboprop.



◀ EXCEEDING EXPECTATIONS

AVIONICS IN A CLASS OF THEIR OWN

LEARN MORE ABOUT PHENOM 100E TECHNOLOGY ONLINE

[CLICK HERE](#)



◀ COMFORT THAT TAKES YOU FURTHER



◀ EXPERIENCE REFINED COMFORT

LEARN MORE ABOUT PHENOM 100E COMFORT ONLINE

[CLICK HERE](#)



◀ A FRESH APPROACH



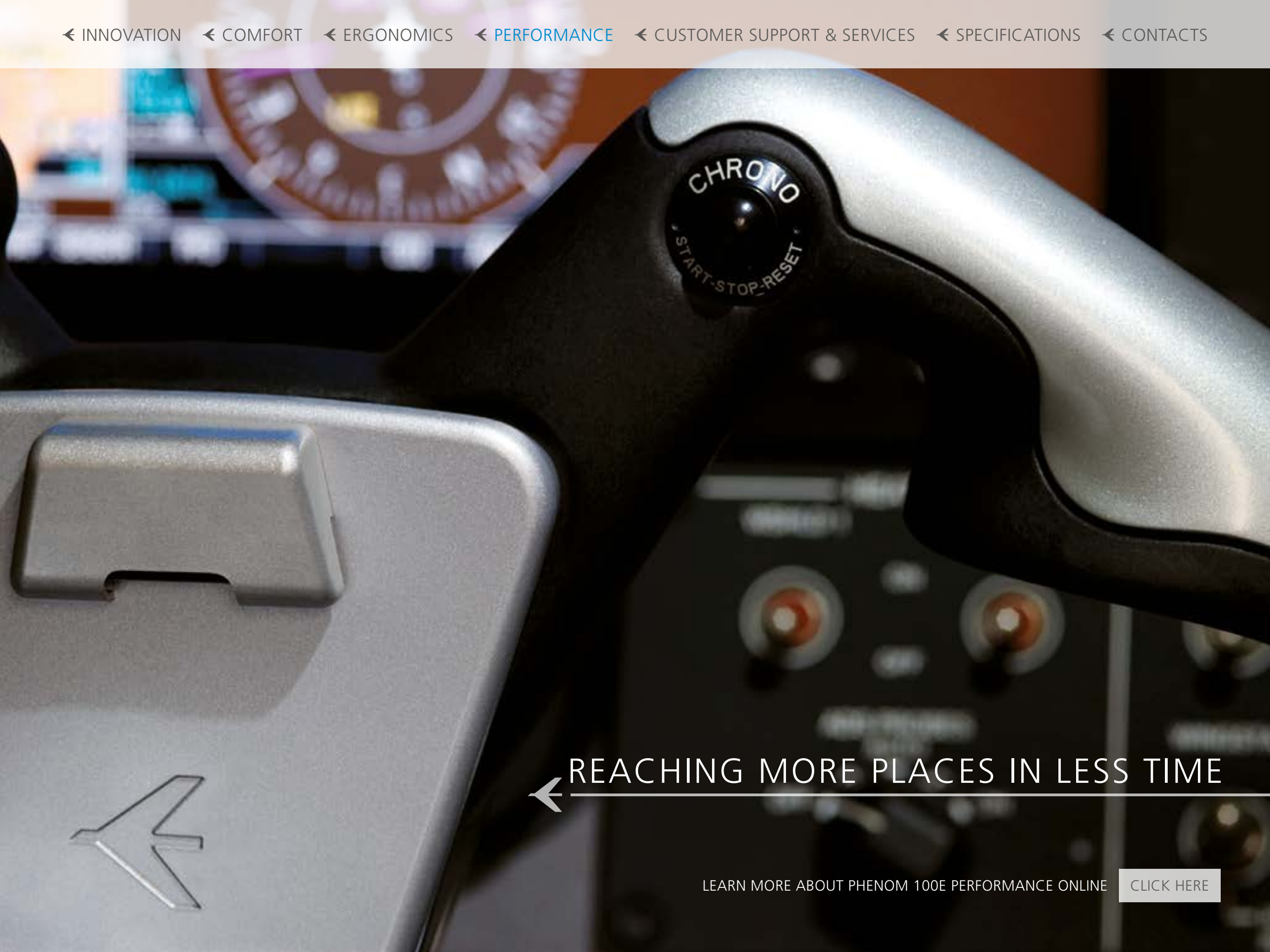
← ELEGANT FUNCTION

LEARN MORE ABOUT PHENOM 100E ERGONOMICS ONLINE

[CLICK HERE](#)



◀ EXCEPTIONAL PERFORMANCE



◀ REACHING MORE PLACES IN LESS TIME

LEARN MORE ABOUT PHENOM 100E PERFORMANCE ONLINE

[CLICK HERE](#)

← AT YOUR SERVICE



Global distribution of Embraer Executive Jets owned and authorized service centers

← EMBRAER EXECUTIVE JETS OWNED SERVICE CENTER ● AUTHORIZED SERVICE CENTER ★ PARTS DISTRIBUTION CENTER

[VIEW EMBRAER EXECUTIVE JETS SERVICE CENTER NETWORK ONLINE](#)

[CLICK HERE](#)

PHENOM[®] 100E BY EMBRAER

Not only does the Phenom 100E set new standards in its category, it brings a whole new definition of style, comfort, performance and reliability to the entry-level jet.

PERFORMANCE DATA

Range @ 4 occupants (LRC, NBAA IFR res)	1,178 nm / 2,182 km
High Speed Cruise	390 kt / 722 km/h
Maximum Operating Speed	M 0.70
Take-off Distance (MTOW, SL, ISA)*	3,125 ft / 953 m
Landing Distance (MLW, SL, ISA)	2,722 ft / 830 m
Maximum Payload	1,334 lb / 605 kg
Maximum Operating Altitude	41,000 ft / 12,497 m
Propulsion	Pratt & Whitney PW617F-E
Engine Thrust / Flat Rating	1,695 lbf / ISA + 10°C
Avionics	Prodigy [®] Flight Deck 100
Main Baggage Compartment	53 cu.ft / 1.5 cu.m
Seating Capacity (crew / max occupants)	1 / 7

*with optional enhanced T/O package



AVIONICS PRODIGY[®] FLIGHT DECK 100

- Single-pilot operation flight management system
 - Reduced pilot checklists thanks to smart system’s automation
 - Three 12.4” interchangeable displays
 - Soft keys on displays minimize navigation time on menus
 - Flight Management System (FMS) with graphical flight planning capability – unique in its class
 - Integrated Electronic Standby Instrument (IESI)
 - Engine Indication and Crew Alerting System (EICAS)
- Electronic checklist and system synoptics
 - Charts and Maps (SIDs, STARs)
 - Synthetic Vision System (SVS) – unique in its class
 - Weather radar with vertical scan capability
 - Coupled VNAV and RNP 1
 - WAAS / LPV
 - Datalink via SATCOM – unique in its class
 - Central Maintenance Computer (CMC): quick fault location and isolation

Some features are optional.

SEATS

- Optional premium seats with full movement capability
 - Retractable arm rests
 - Full recline capability
- Optional side-facing seat (replaces wardrobe)

LAVATORY

- Rear private lavatory with optional rigid door
- Optional belted toilet certified for take-off and landing
- Standard stowage space

FORWARD WARDROBE WITH 6 FT³ (170 L) CAPACITY

- Optional refreshment center (replaces wardrobe)

VOICE AND CONNECTIVITY

- AirCell high speed in-flight Internet access
- Satellite base in-flight phone system

IN-FLIGHT ENTERTAINMENT (IFE)

- CD / DVD, XM radio receiver (for US operators), Auxiliary inputs
- 7" LCD individual arm monitors
- VIP seat cabin management system control
- Moving map
- Some items are optional

THE MOST COMFORTABLE CABIN

- Largest cabin in its class
- Exclusive Oval Lite[®] cabin offers more head and leg room
- Largest windows in its class
- Two distinct cabin temperature zones
- 11 interior color palettes to tailor to your taste







LOS ANGELES



ASPEN



NEW YORK



LONDON



PANAMA CITY



SÃO PAULO



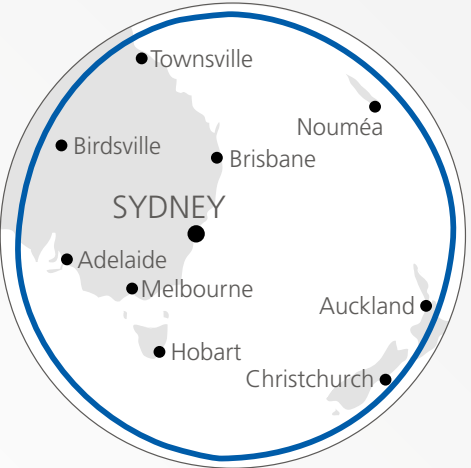
BEIJING



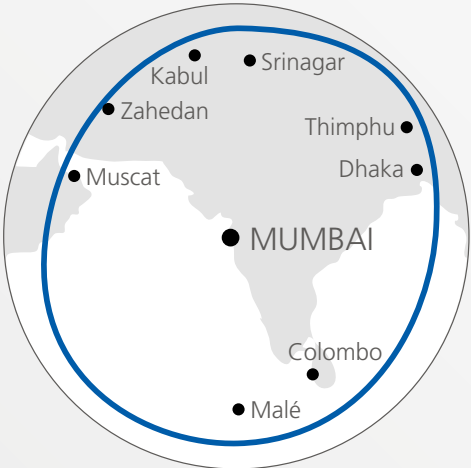
SINGAPORE



MOSCOW



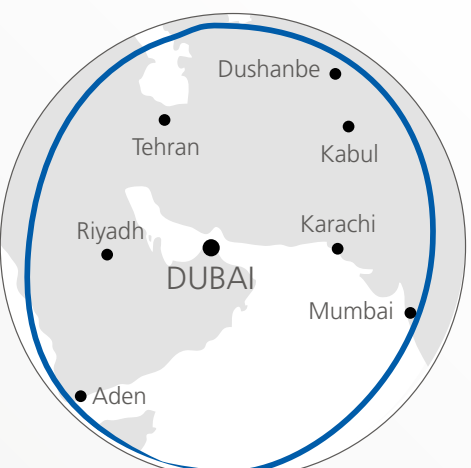
SYDNEY



MUMBAI



JOHANNESBURG



DUBAI

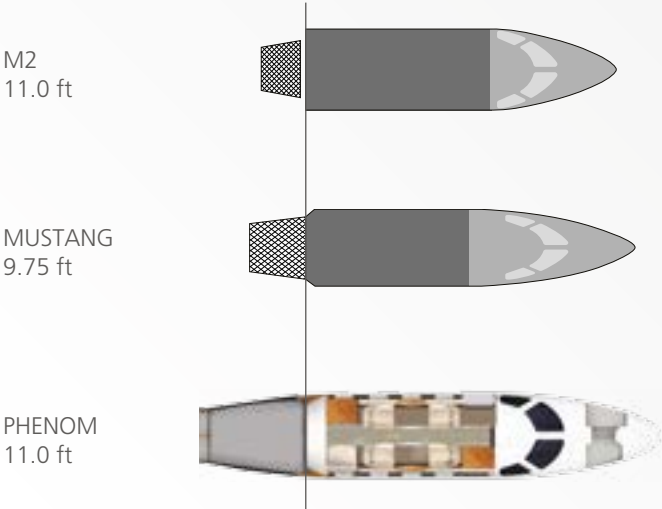
← RANGE

CROSS SECTION

We have created the highest and widest cross section in the category which offers up to eight occupants unprecedented head and leg room.



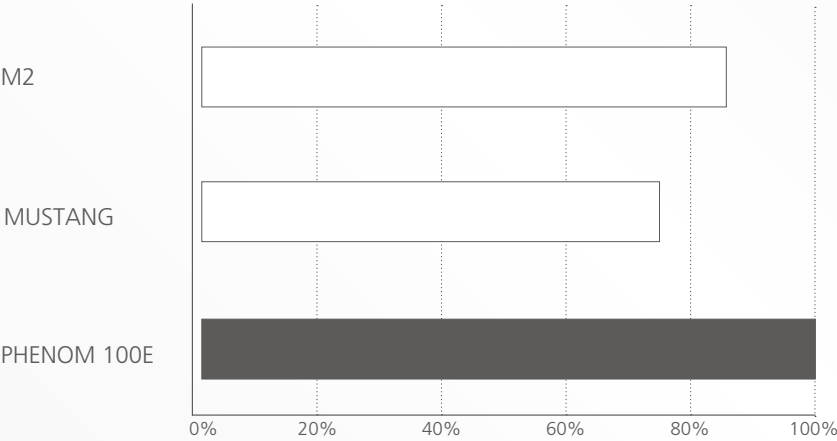
CABIN LENGTH



← SEE THE DIFFERENCE

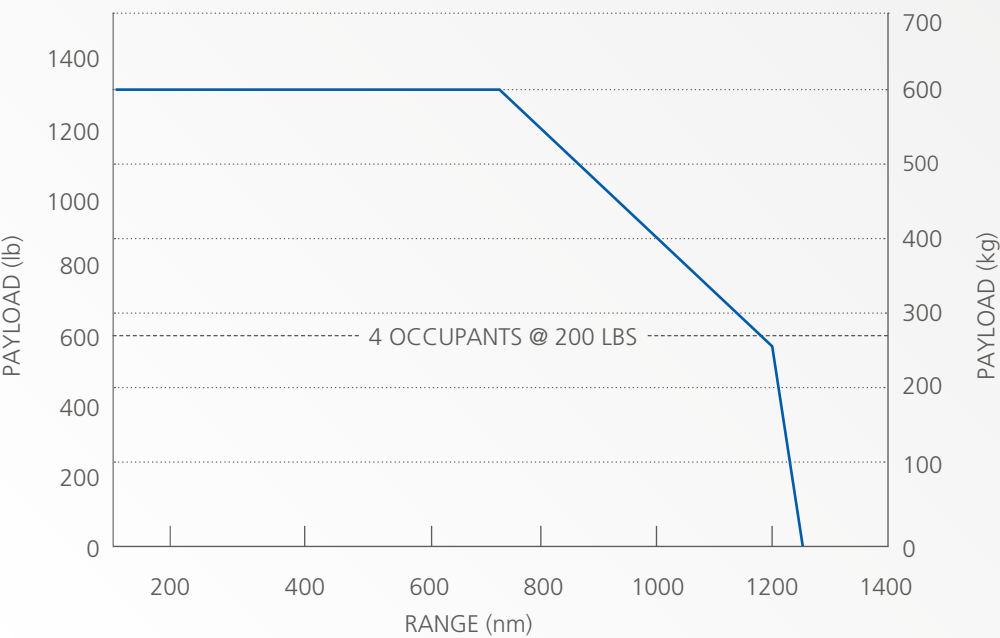
ENTRY DOOR AREA

The only jet in its class with an airstair door.



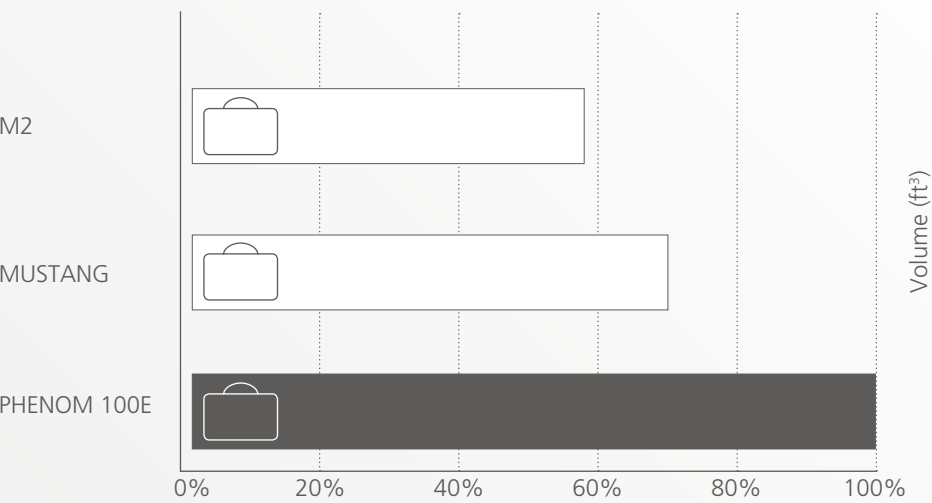
Embraer’s estimate based on source Conklin & de Decker – Aircraft Performance Comparator 2011/2012

PAYLOAD VS RANGE



LRC, ISA, Sea Level, NBAA IFR reserves, 1 pilot @ 200 lb, FAA baseline

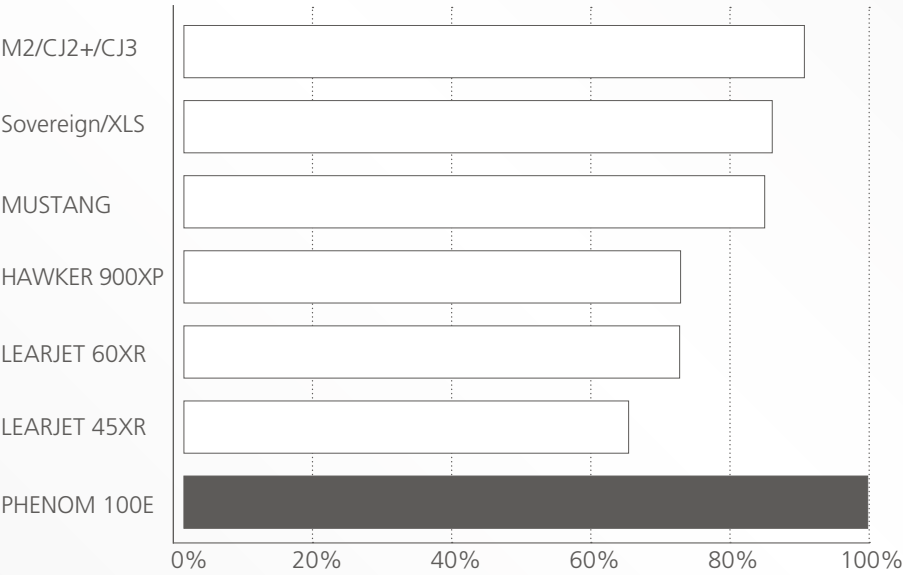
MAIN BAGGAGE VOLUME



Source: Public information

WINDOW AREA

The Phenom 100E has the largest windows in its class – in fact they’re even larger than those of a midsize jet.



Embraer’s estimate based on source Conklin & de Decker – Aircraft Performance Comparator 2011/2012

LATIN AMERICA

Tel.: +55 11 3469 4121

Fax: +55 12 3927 8468

U.S., CANADA & CARIBBEAN

Tel.: +1 954 359 5387

Fax: +1 954 359 4724

EUROPE, CIS & AFRICA

Tel.: +44 1252 379 270

Fax: +44 1252 379 271

MIDDLE EAST

Tel.: +9714 428 0682

Fax: +9714 428 0681

ASIA PACIFIC

Tel.: +65 6734 4321

Fax: +65 6734 8255

CHINA

Tel.: +86 10 6598 9988

Fax: +86 10 6598 9986

EmbraerExecutiveJets.com