



LEGACY<sup>®</sup> 600  
BY EMBRAER





## ◀ INNOVATION

We worked hard on the Legacy 600 to make every journey effortless. The highly integrated Honeywell Primus Elite™ avionics suite makes it a pilot's dream. For the passengers, we've included all the business, entertainment and relaxation tools you could possibly need.

## ◀ COMFORT

As well as unprecedented cabin space, even the Legacy 600's baggage compartment is the largest in its class and fully accessible during flight. Then there's the wet galley, with every possible convenience to help you arrive completely refreshed.

## ◀ ERGONOMICS

We created the interior of the Legacy 600 with three distinct cabin zones to enable some passengers to work, while others sleep or dine. Its 22 windows provide plenty of natural light, while ceiling heights easily accommodate tall passengers.

## ◀ PERFORMANCE

The Legacy 600 is a jet that works as hard as you do. It has outstanding capability in hot or high destinations, not to mention a 99.8% dispatch reliability over 21 million flight hours, creating one of the best man-hour to flight-hour ratios in the super-midsize category.





◀ REDEFINING THE SUPER-MIDSIZE CATEGORY



## A PROVEN PLATFORM

LEARN MORE ABOUT LEGACY 600  
TECHNOLOGY ONLINE

[CLICK HERE](#)





ROOM TO MOVE





◀ RELAX IN COMFORT

LEARN MORE ABOUT LEGACY 600 COMFORT ONLINE

[CLICK HERE](#)





◀ SPACE BY DESIGN





◀ ATTENTION TO DETAIL

LEARN MORE ABOUT LEGACY 600 ERGONOMICS ONLINE

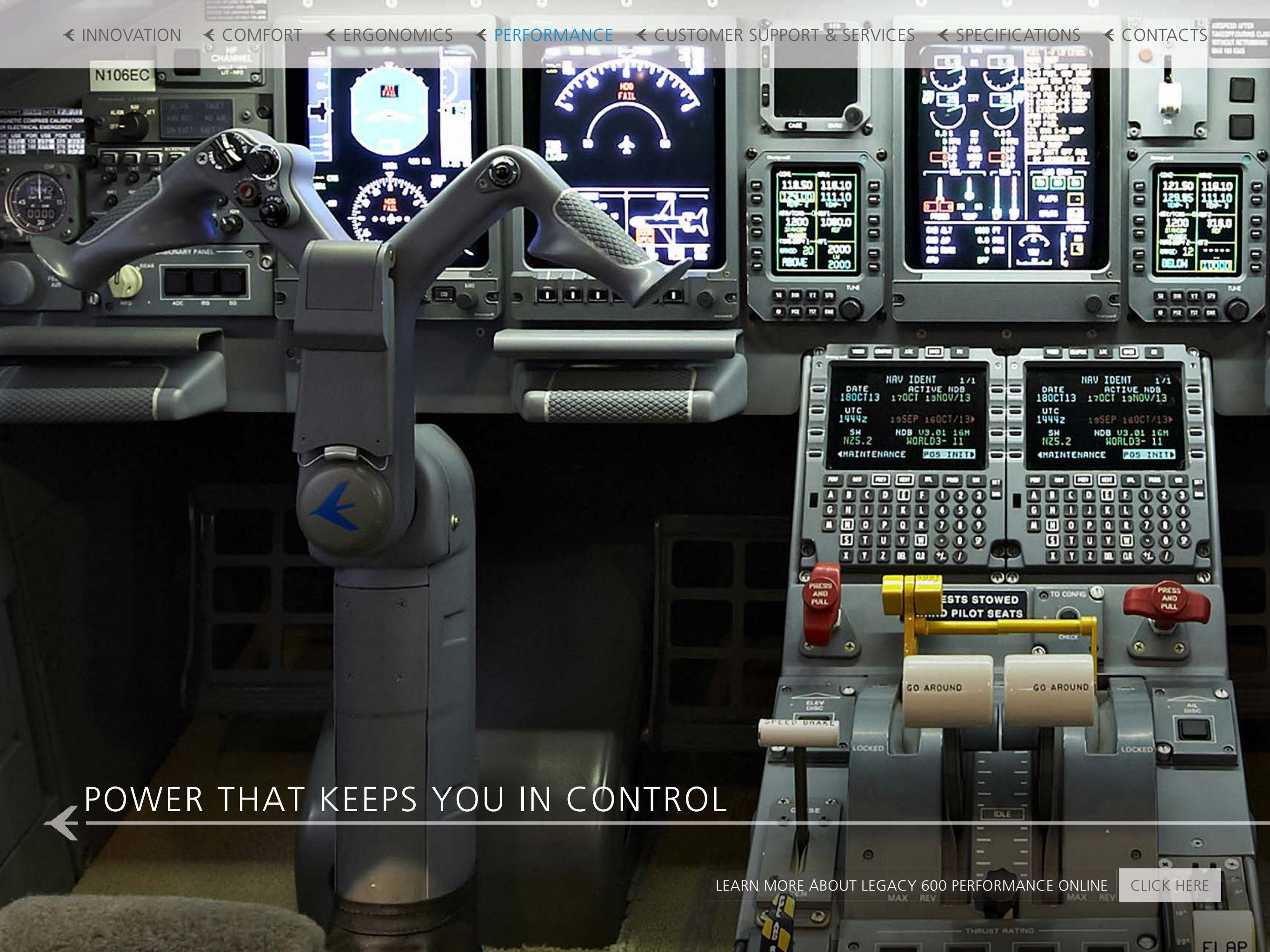
[CLICK HERE](#)





◀ RELIABLE UP-TIME





POWER THAT KEEPS YOU IN CONTROL

LEARN MORE ABOUT LEGACY 600 PERFORMANCE ONLINE

[CLICK HERE](#)



## ◀ AT YOUR SERVICE



Global distribution of Embraer Executive Jets owned and authorized service centers

◀ EMBRAER EXECUTIVE JETS OWNED SERVICE CENTER   ● AUTHORIZED SERVICE CENTER   ★ PARTS DISTRIBUTION CENTER

[VIEW EMBRAER EXECUTIVE JETS SERVICE CENTER NETWORK ONLINE](#)

[CLICK HERE](#)




LEGACY® 600

BY EMBRAER

As the only jet in its category with three truly separate cabin zones, the details of the Legacy 600 have been carefully considered to make every journey as comfortable as possible.

PERFORMANCE DATA

Range @ 4 pax (LRC, NBAA IFR res.)	3,400 nm / 6,297 km
Range @ 8 pax (LRC, NBAA IFR res.)	3,250 nm / 6,019 km
Normal Speed Cruise	M 0.78
Maximum Operating Speed	M 0.80
TOFL (MTOW, SL, ISA)	5,614 ft / 1,711 m
Unfactored Landing Distance (Typical LW, SL, ISA)	2,685 ft / 818 m
Maximum Payload	5,193 lb / 2,356 kg
Maximum Operating Altitude	41,000 ft / 12,497 m
Propulsion	Rolls-Royce AE 3007A1E
Engine Thrust / Flat Rating	7,953 lbf / ISA + 22°C
Avionics	Honeywell Primus Elite™
Total Baggage Capacity	286 cu.ft / 8.1 cu.m
Seating Capacity (crew + standard pax / max pax)	2 + 13 / 14



AVIONICS – HONEYWELL PRIMUS ELITE™

- Outstanding operational flexibility in:
    - Busy airspace
    - Terrain-challenged airports
    - Poor weather conditions
  - Five 8" x 7" LCD Displays + CCD
  - Charts and maps capability
  - Coupled VNAV
  - RNP 0.3
  - Data loader 1000 with SD card and USB ports
  - XM weather capability (US only)
  - WAAS / LPV
  - SmartRunway™ / SmartLanding™ (RAAS)
- FANS 1/A CPDLC + Datalink Recorder
  - Central Maintenance Computer (CMC)
  - Dual Integrated Computers
  - Dual FMS / GPS
  - Dual Inertial Reference System (IRS)
  - Dual RVSM-compliant ADC
  - CAT I and CAT II autopilot / flight director
  - Integrated Stand-by Instruments System (ISIS)
  - Electronic Flight Bag – CMC PilotView Class II
- Some features are optional. The EFBs are optional items.



### SUPERIOR HONEYWELL OVATION SELECT™ CABIN MANAGEMENT SYSTEM

- Full HD system with surround sound
- Blu-ray player and auxiliary inputs for HDMI, VGA composite and USB interfaces. Up to two iPod / iPhone docking stations
- Choices of full HD LCD, up to 24" plus 9" individual monitors for seating positions
- XM Radio with four independent channels (US only)
- JetMap® high-resolution 3D moving map
- Touchscreen PCUs at each seat
- Media Center for 3rd cabin zone

### BRIGHT CABIN WITH LARGE WINDOWS OPTIMALLY PLACED FOR EACH SEATING POSITION

### FULLY BERTHING SEATS

### LARGEST LAVATORY IN ITS CLASS

- Full-width lavatory with ample closet space
- Vanity unit with sink – hot and cold water
- Optional forward lavatory (externally serviced)

### LARGEST IN-FLIGHT ACCESSIBLE BAGGAGE COMPARTMENT IN CATEGORY 240 FT<sup>3</sup> (6.8 M<sup>3</sup>)

### IN-FLIGHT PHONE SYSTEM

- Worldwide coverage
- Up to three handsets (including one cordless)
- New Iridium system (wireless phone handsets)

### VOICE AND CONNECTIVITY

- Swift Broadband high-speed data
- Up to 432 kbps transfer rate
- Cabin Wi-Fi

### SPACIOUS AND FULLY EQUIPPED GALLEY

- Cold and hot water, ice drawer
- Refrigerator or wine chiller
- Coffee brewer or espresso machine
- Convection oven, microwave oven
- Touchscreen monitor for master control of cabin systems
- Spacious enough for long, intercontinental flights

### WIDE SELECTION OF VENEERS, FABRIC AND LEATHER OPTIONS

- Wet areas available with stone flooring



### COMFORT BEYOND YOUR EXPECTATIONS

- Largest cabin in the super-midsize class
- Low cabin noise
- Three spacious cabin zones



#### ENGINES: ROLLS-ROYCE AE 3007A1E

- Designed for fuel efficiency, high reliability and maintainability
- Dual-channel FADEC
- Intelligent health monitoring and diagnosis
- 7,953 lbf of maximum thrust per engine
- ISA +22°C flat rating
- On-condition maintenance

#### EXTERNALLY SERVICED LAVATORIES

- Both aft and optional forward lavatory feature external servicing

#### ICE PROTECTION

- Integrated bleed air system
- Supplies hot air to engines inlet, wings and horizontal stabilizer leading edge
- Unrestricted operation into icing conditions

#### FUEL SYSTEM

- Automatic control with electromechanical valves
- Simplified refueling with automatic fuel distribution between tanks
- Refueling can begin immediately after the airplane's electrical power up
- Single pre-check fuel button

#### AUXILIARY POWER UNIT (APU)

- Sundstrand APS 500R with reduced noise levels (silencer)

#### ELECTRICAL SYSTEM

- Four primary DC generators (12KVA each)
- One 12 KVA APU (Auxiliary Power Unit) generator
- Two logic controllers provide automatic system control, protection and load shedding, thus reducing pilot workload


#### THRUST REVERSERS

#### BRAKES

- Brake-by-wire system with anti-skid protection and temperature monitoring

#### PROVEN TECHNOLOGY WITH A MATURE CORE

- Intercontinental range
- Designed for reliability and high utilization
- Over 21 million platform hours
- Excellent hot and high performance
- Steep approach capability







LOS ANGELES



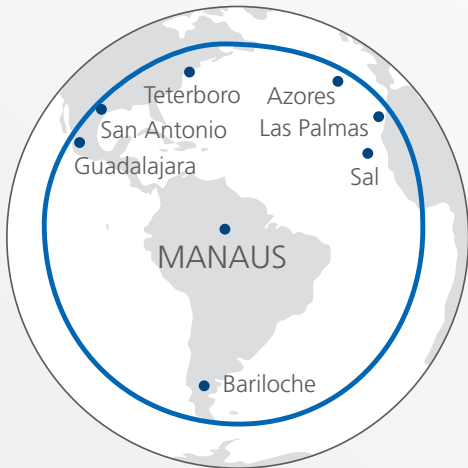
LONDON



MOSCOW



BEIJING



MANAUS



NEW YORK



DUBAI

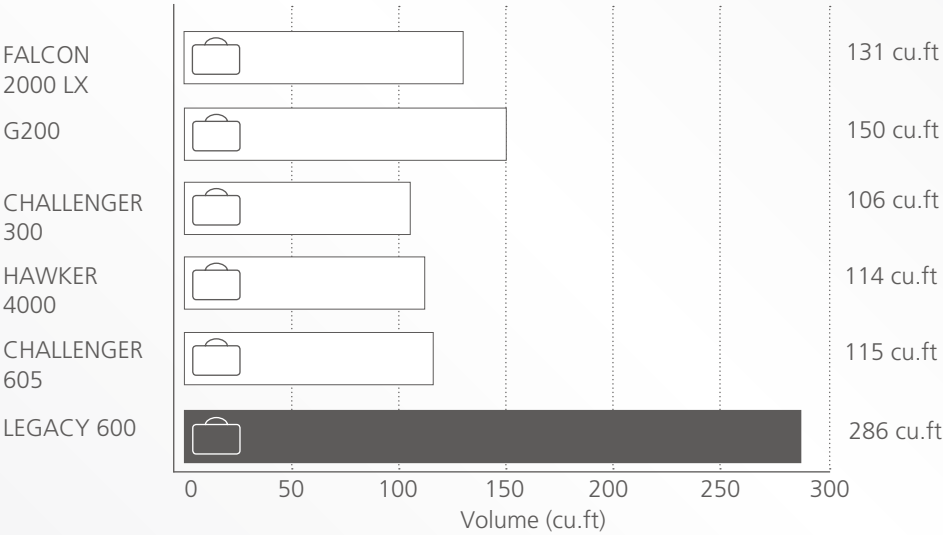


SINGAPORE

< RANGE




## BAGGAGE VOLUME



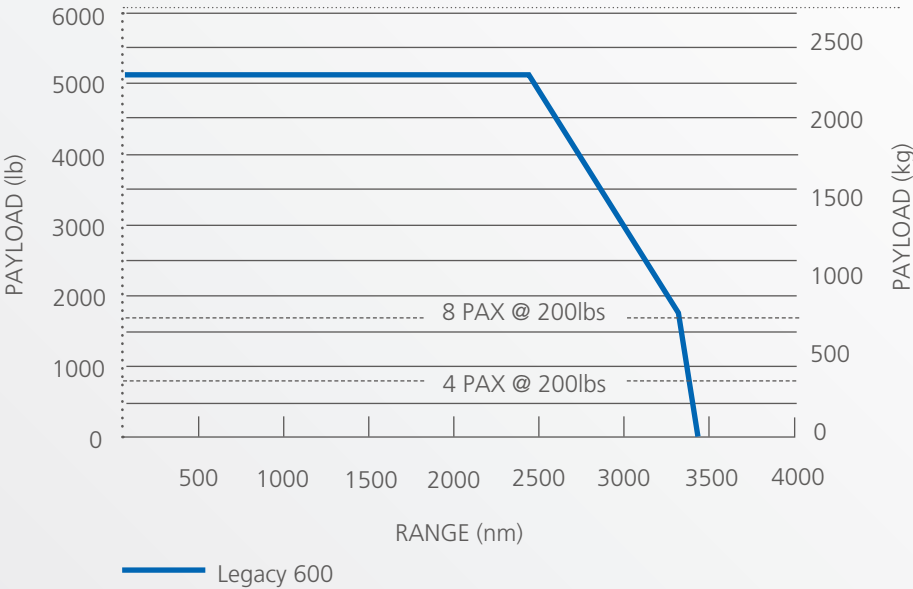
Source: Conklin & de Decker. The Aircraft Cost Evaluator 2013 Volume 1

## CABIN LENGTH



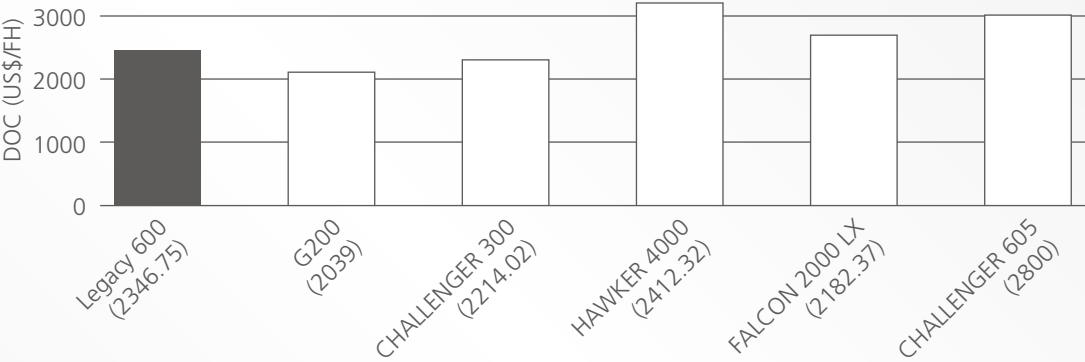
Source: Conklin & de Decker Aircraft Comparator 2011/2012 BCA, 2013 Planning Handbook

## PAYLOAD VS RANGE



LRC, NBAA IFR reserves (200 nm alternative, 35 min of holding @ 5,000 ft)

## DIRECT OPERATING COST (DOC)



Source: ARGUS CompAir 2013

SEE THE DIFFERENCE



LATIN AMERICA

Tel.: +55 11 3469 4121

Fax: +55 12 3927 8468

U.S., CANADA & CARIBBEAN

Tel.: +1 954 359 5387

Fax: +1 954 359 4724

EUROPE, CIS & AFRICA

Tel.: +44 1252 379 270

Fax: +44 1252 379 271

MIDDLE EAST

Tel.: +9714 428 0682

Fax: +9714 428 0681

ASIA PACIFIC

Tel.: +65 6734 4321

Fax: +65 6734 8255

CHINA

Tel.: +86 10 6598 9988

Fax: +86 10 6598 9986

[EmbraerExecutiveJets.com](http://EmbraerExecutiveJets.com)